




blanket stitch 3 strands



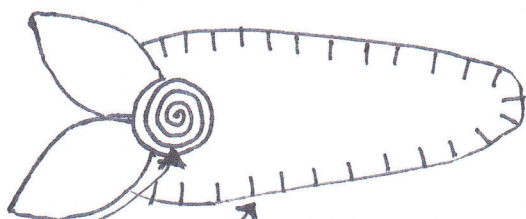
Note: - stack circles & attach through button w 3 strands floss



blanket stitch 3 strands running stitch 3 strands
Lazy daisy for flower petals & leaf 6 strands



Note: Embroider flower after you sew 2 hearts together. Embroider to front barrette cover
french knot 6 strands




blanket stitch - 3 strands
(Woven Spider Wheel - 6 strands)




don't cut out
(size for woven Spider wheel stitch)

Note: attach using cross stitch which will be under the bud.
cut 2



running stitch - 3 strands
(not seen - blanket stitch - 3 strands)



cut about 17 out of three colors. Use cross stitch to hold to top piece of barrette. Over lap leaves. When covered attach 3 leaves to top with a running stitch.

